



# SHADECUBE™

## SHADECUBE™ PERGOLAS THINKING INSIDE THE SQUARE

Our SHADECUBE™ Pergola system makes building your dream oasis a snap!





# SHADECUBE™



SHADECUBE™ AGENT Contact Details: -





# SHADECUBE™ PERGOLAS THINKING INSIDE THE SQUARE



Our SHADECUBE™ Pergola system makes building your dream oasis a snap!

The possibilities are endless, limited only by your imagination. Simple and easy to follow instructions.

DIY or your installers create it all.

T5 3mm wall Structural Aluminium Cubejoiners with exterior powder coat paint finish.

Robot welded joints for precision and strength. 100% manufactured in Australia.

Complies to Australian Standards: -


AS1170.0 | AS1664.1 Class 10a | AS/NZ1170.1-2002 | AS/NZ1170.2-2011

## SHADECUBE™ Video

Please scan the QR code to watch our video displaying SHADECUBE™ and what our solutions bring to expand your outdoor lifestyle space.







SHADECUBE™ Cubejoiners are designed to be used with 90 X 90 Timber, or low maintenance Aluminium Woodgrain or Powdercoated Posts & Rails.


Timber posts must be kiln dried exterior.

We have on offer Static, Retractable & Motorised Sunshade Roof Coverings. Sunscreen Pull Down Blinds and Aluminium Side Screening are available as standard options also.


SHADECUBE™ Has Endless Design Configurations - Square, Rectangle, "L" Shape, "U" Shape, Handrail, Screening And Much More.




Scan the QR Code to explore the possibilities that SHADECUBE™ has to offer!



# Shadecube™ Kits →

Product Code	Description	UOM	
	<b>STANDARD KIT x 1</b>		
	4 x BASE + 4 x DUO Standard Powder Coated (90x90 Merbau or Similar - Client To Supply)	1	
	<b>STANDARD COLOURS POWDERCOATED KIT</b>		
	90x90 Aluminium Posts Standard Powder Coated	2610x2610x2465mm (2600 System)	
	8 x POST / BEAMS 90x90mm POSTS	3210x3210x2465mm (3200 System)	
	4 x BASE + 4 x DUO Standard Powder Coated	3810x3810x2465mm (3800 System)	
	<b>WOODGRAIN FINISH POWDERCOATED KIT</b>		
	90x90 Aluminium Posts Wood Grain Powder Coated	2610x2610x2465mm (2600 System)	
	8 x POST / BEAMS 90x90mm POSTS	3210x3210x2465mm (3200 System)	
	4 x BASE + 4 x DUO Standard Powder Coated	3810x3810x2465mm (3800 System)	
	<b>SHADECUBE RETRACTAROOF KIT</b>		
	SHADECUBE 2600 RetractaRoof (Includes Fabric)	To Suit 2600 System	
	SHADECUBE 3200 RetractaRoof (Includes Fabric)	To Suit 3200 System	
	SHADECUBE 3800 RetractaRoof (Includes Fabric)	To Suit 3800 System	

Scan the QR Code to explore the possibilities that SHADECUBE™ has to offer!



## Shadecube™ Cubejoin™ Individual Items →

Product Code	Description	
SC.BC	BASE Cubejoin	
SC.DC	DUO Cubejoin	
SC.TC	TRINE Cubejoin	
SC.OC	OMNI Cubejoin	
SC.TEE	TEE Cubejoin	
SC.L	L Cubejoin	
SC.CC	CONNEX Cubejoin	



Scan the QR Code to explore the possibilities that SHADECUBE™ has to offer!




## Shadecube™ Individual Posts & Individual Beams →

Product Code	Description
SC.STD2400	90x90mm Standard Powder Coated 2400mm
SC.STD3000	90x90mm Standard Powder Coated 3000mm
SC.STD3600	90x90mm Standard Powder Coated 3600mm
SC.WG2400	90x90mm Wood Grain Powder Coated 2400mm
SC.WG3000	90x90mm Wood Grain Powder Coated 3000mm
SC.WG3600	90x90mm Wood Grain Powder Coated 3600mm

(See Page 9 for POST & BEAM COLOUR SAMPLES)





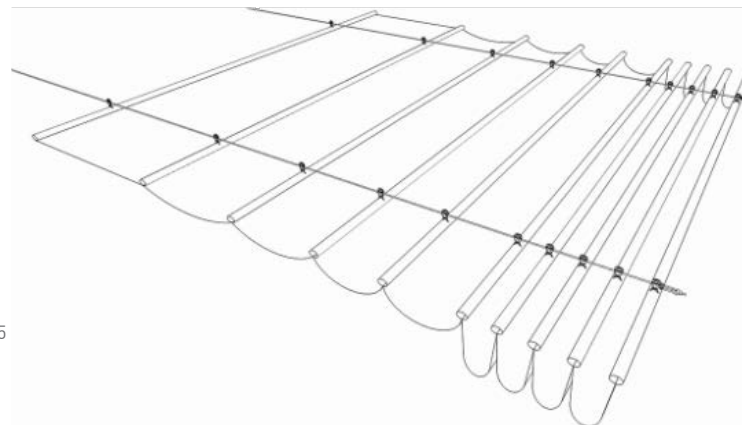


## RetractaRoof Kit Contents (Complete Pack Supplied) →

### Suits Standard Shadecube™ Systems 2600 / 3200 / 3800


#### RetractaRoof Kit Contents

- Black Roof Supports x 5 (6 for a 3800 System)
- Black Sail Track x 1
- Support End Caps x 10
- Saddles x12
- Rope Cleat x 1
- 5mm Rope x 1
- Rope Splice x 2
- 4mm x 10mm Pop Rivets x 4
- 5mm x 10mm Galvanised Self-Drilling Hex Head Screws x 15
- 5mm x 20mm Galvanised Self-Drilling Hex Head Screws x 4
- Double Block Pulley x 1
- Double Swing Pulley x 1
- Single Swing Pulley x 11
- 316 Stainless 8mm Rivet Nuts x 4
- 316 Stainless Finishing Stops x 4
- 316 Stainless Finishing Caps x 4
- 316 Stainless Tension Rod x 4
- 316 Stainless Swage Terminal x 4
- 316 Stainless 1x19 strand 3.2mm Wire Rope x 2
- Prepared Fabric





Scan the QR Code to explore the possibilities that SHADECUBE™ has to offer!



## Shadecube™ Post & Beam Colour Samples →

WOODGRAIN POWDER COAT FINISH




HEMLOCK



HONEY  
WILLOW



RIMU



ATLANTIC  
CEDAR




SILVER ASH


STANDARD POWDER COAT FINISH



SURFMIST




PAPERBARK




JASPER

STANDARD POWDER COAT FINISH




MONUMENT



BLACK

Scan the QR Code to explore the possibilities that SHADECUBE™ has to offer!



## Shadecube™ Warranty & Disclaimer →

### SHADECUBE™ WARRANTY / UBUILD MODULAR PERGOLAS PRODUCT WARRANTY

Please scan the QR code for product warranty details.




### SHADECUBE™/UBUILD MODULAR PERGOLAS PRODUCT INCLUSIONS / EXCLUSIONS DISCLAIMER

Please scan the QR code for the product inclusions / exclusions disclaimer.



Scan the QR Code to explore the possibilities that SHADECUBE™ has to offer!



## Shadecube™ Assembly Instructions →

### SHADECUBE™ ASSEMBLY INSTRUCTIONS


Please scan the QR code for your step by step installation instructions.



### SHADECUBE™ RETRACTAROOF ASSEMBLY INSTRUCTIONS

Please scan the QR code for your step by step installation instructions.





Do you need a building permit for Shadecube™ ? →

## **BUILDING APPROVAL, DESIGN CERTIFICATION & WIND LOADING**

Always contact your local government authority prior to installing your SHADECUBE™ to determine if building or planning approval is required. In some areas, no approval is required if the SHADECUBE™ is open and allows wind to flow freely through the structure. Particular attention is needed if you want to erect your SHADECUBE™ on a boundary or over council services such as water, or sewerage assets.

SHADECUBE™ has not been designed for solid roofing but shade fabric, lattice etc will generally not cause the structure to require approval. Please obtain advice regarding the placement and use prior to Installation from a qualified building authority. Some States within Australia may have a maximum size that can be built without building approval. Please check with your local Government office.

SHADECUBE™ has been design certified and wind rated by an independent structural engineering company right here in Australia. If you require any further information regarding our certification, please do not hesitate to get in touch with us or your dealer. SHADECUBE™ has been wind rated at W41.

If you require your new SHADECUBE™ to be attached to an existing dwelling, shed or garage, it is advised to consult with your local government authority.

This is general information only and should not be read as a legal statement.





# SHADECUBE™



## SHADECUBE™ PERGOLAS THINKING INSIDE THE SQUARE

Our SHADECUBE™ Pergola system makes building your dream oasis a snap!

[www.shadecube.com.au](http://www.shadecube.com.au)

